

Weekly Report

07/19/2015-07/26/2015

Mobility Pattern

Figure.12 shows the percentages of people at home and people at a standstill. There are a lot of people almost static because we assume people stand at the same place when none base station signal record. We thought it will effect the result of clustering especially when the number of cluster is lower than 20, trajectory with high entropy will be merged into one pattern.

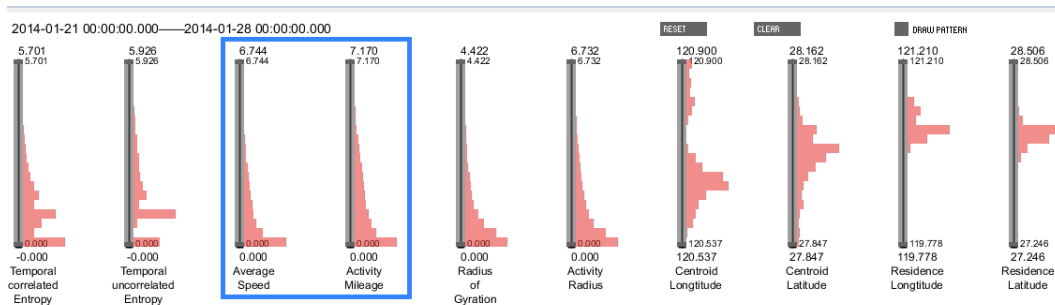


Figure 1:

Coding practice

This week, I have finished basic tutorial of d3 on ourd3js.com and start tutorial of JavaScript on w3school(Figure.3).

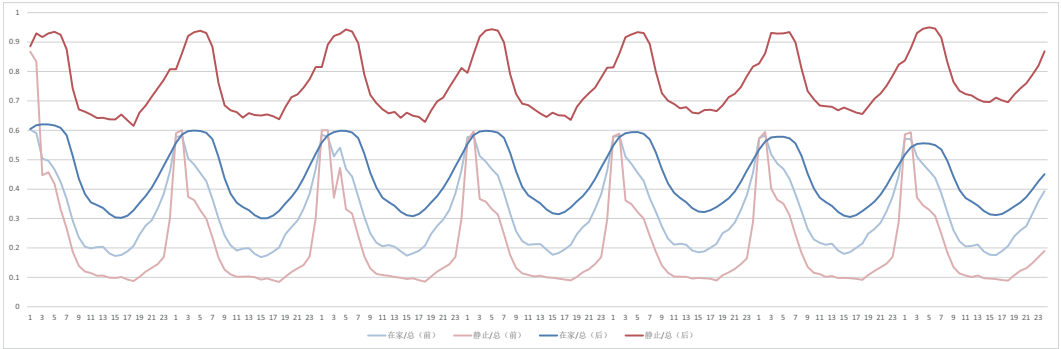


Figure 2: percentages

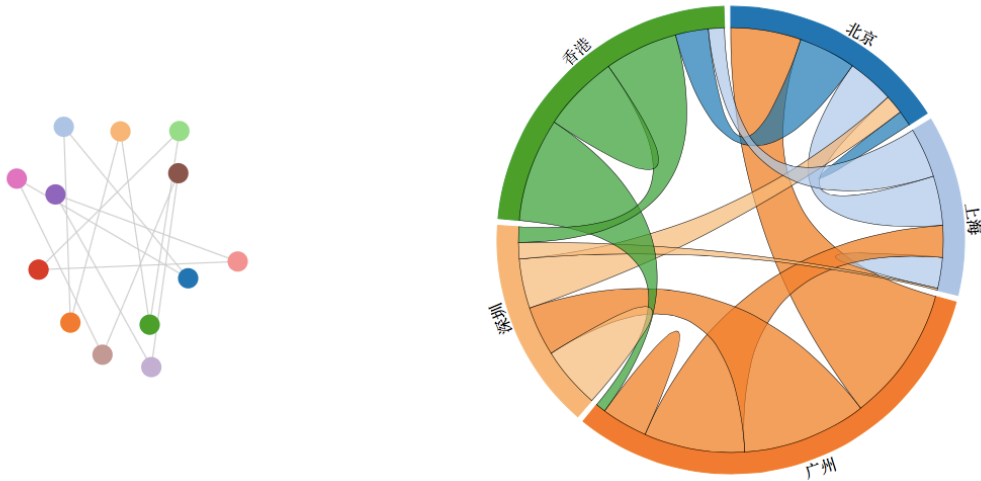


Figure 3:

Plan for next week

- Finish tutorial of JavaScript.
- Implement force-directed graph visualization.